



GENERAL DOORS  
*Corporation*

Advantage Estate  
Insulated Steel Garage Doors

**Carriage House Style Doors  
With An Elegant, Distinctive Look**


Quality Door Solutions  
Since 1947

# Advantage Estate Insulated Steel Garage Doors

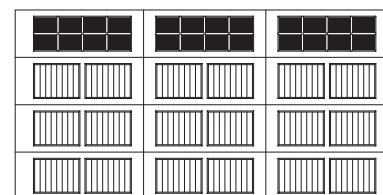
For homeowners or home builders who want the timeless look of carriage house doors, the insulation value of a stable polystyrene core, and the strength and practicality of pre-finished steel, General Doors offers a very cost effective alternative in the beaded panel design of the Advantage Estate line of doors.

## Three Layer Construction Using Full 26 Gauge G-60 Galvanized Steel Skins Inside and Outside


- Finely detailed wood grain texture
- Durable 2-coat baked-on polyester paint finish on both sides of door
- Sandwich-type construction with 1-3/8" polystyrene insulation (R=6.7)
- Heavy-duty track with our exclusive elliptical curve for smooth operation
- Three-year hardware warranty
- Limited lifetime warranty against rust-through or delamination of door sections
- Double tongue and groove joint for the tightest section fit possible
- Thermal break between steel skins
- Heavy-duty hardware and standard design full leaf 14 Gauge wide body hinges



8', 9', and 10' Wide Doors



12', 14', and 15' Wide Doors




16' and 18' Wide Doors





### Decorative Hardware

The decorative hardware of General Doors is an ideal way to customize an Advantage Estate door. Inspired by antique carriage door hardware and available in wrought iron or flat black, this finishing touch can transform the look of any door and even the look of the home.



### WINDOW OPTIONS

Garage door windows have a great deal to do with the overall look of any garage door. General Doors' Advantage Estate doors up to 10' wide are available with either two windows (long panel) or four windows (short panel), plus several distinctive design trim styles that work with a variety of architecture. Wider doors have different layouts. Color matched frames and design trim inserts that snap-in and snap-out for easy glass cleaning are standard.



591 Cascade Short Panel



591 Cascade Long Panel



397 Colonial Short Panel



397 Colonial Long Panel



306 Sherwood Short Panel



306 Sherwood Long Panel



305 Sunburst Short Panel



305 Sunburst Long Panel



320 Waterton Short Panel



320 Waterton Long Panel



393 Cathedral Short Panel



387 Stockton Long Panel



388 Somerton Long Panel



588 Wynbridge Long Panel

### Colors



# There's an Advantage Door for Every Garage



Space To Mount  
Decorative Hinges

Exclusive  
Center Bead  
Enhances  
Swing Door Look

Sharply  
Defined  
Beaded Panels

**Details distinguish well designed doors from ordinary doors. Details define style. Advantage Estate doors feature deep beaded panels and an exclusive center bead. Details make the difference.**



Limited lifetime warranty against delamination or rust-through to the original purchaser. See dealer for complete warranty information.

1 Monroe Street  
PO Box 205 • Bristol, PA 19007-0205  
215.788.9277 • Fax: 215.788.9450  
general-doors.com  
sales@general-doors.com

**GENERAL DOORS**  
*Corporation*

Your Authorized General Doors Distributor:

## Green Building Benefits

Energy savings from insulation value and local manufacturing, recycled content, and product longevity.

