




# Aspen™ Series

## Design Choices, Style, Quality

When you are looking for that perfect, new door for your home, look no further than Raynor's Aspen™ Series. With all the design choices Aspen™ offers, you are sure to find the perfect combination that will enhance your home's curb appeal and value.



### AP200

The Aspen™ model AP200 is a 2" thick, thermally efficient door, featuring Neufoam polyurethane insulation that fills 100% of the section's interior. Combine this with all the decorative options available, and you have a best-in-class door that just can't be beat.



### AP138

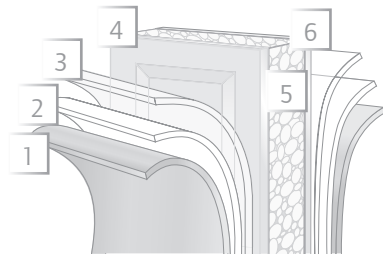
The Aspen™ model AP138 is a 1¾" thick door and also features Neufoam polyurethane insulation. The AP138 is ideal for moderate climate areas, and offers all of the options available to the AP200.

# AP200 & AP138

## Aspen™


Raynor Aspen™ garage doors are available in two thickness options; 2" and 1 3/8". Both models feature Neufoam insulation technology, ensuring that 100% of the section's interior is filled with energy saving polyurethane insulation. Neufoam also features the highest foam density in the industry. The 2" thick AP200 has an exceptional R-value of 18, while the 1 3/8" thick AP138 has a R-value of 13. Both doors carry a "For As Long As You Own Your Home" limited section warranty against rust, six (6) year limited warranty on hardware, and a three (3) year limited warranty on springs to the original purchaser.\*

### Aspen™ Panel Construction



1. Baked-on finish
2. Epoxy primer
3. Galvanized layer
4. High-strength steel
5. Polyurethane insulation
6. High-strength steel

\*See [www.raynor.com](http://www.raynor.com) for complete and full Limited Warranty details.



Aspen, black with colonial raised panel embossment and prairie windows.

### Colors

#### Standard



#### Optional Woodgrain Finishes



#### Optional Post Paint Finish



Raynor's OptiFinish™ paint process allows your Aspen door to be customized with more than 1,800 Sherwin-Williams® colors.


### Hardware Options

#### Standard

Aspen doors feature galvanized steel track and hinges, Egyptian coated springs, and heavy-duty nylon rollers with steel ball bearings for long life and quiet operation.

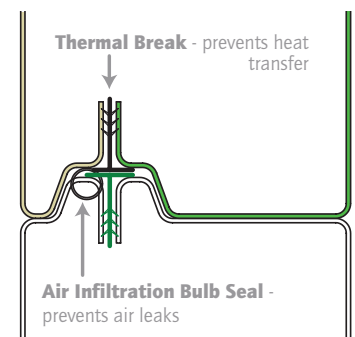
#### Optional

Raynor's EnduraCote™ system includes white powder coated track, end stiles and hinges, black powder coated extended life springs and torsion bar. The EnduraCote™ option also extends the Limited Warranty\* on hardware and springs to the original purchaser "For As Long As You Own Your Home" against defects in material and workmanship.



### WeatherLock™ Section Joints

Aspen™ doors incorporate Raynor's exclusive WeatherLock™ section joint. Raynor's proprietary modified tongue-in-groove joint provides exceptional strength, moving the joint forward to increase effectiveness of the air and water seal, keeping out unwanted water and air infiltration, while providing unyielding section strength and integrity.



## Panel Options


Aspen™ offers seven distinctly different panel options to help give your home a custom and unique look.



Raised Colonial



Raised Ranch



Flush




Mixed Panel  
Raised or Recessed Grooved



Recessed Colonial Grooved



Recessed Ranch Grooved



Plank (Beadline)

### Sizes:

Heights: 6'0", 6'3", 6'6", 6'9", 7'0", 7'3", 7'6", 7'9", 8'0", 8'3", 8'6", 8'9", 9'0", 9'3", 9'6", 9'9", 10'0"

Widths: Most, except mixed panel 4'0" - 20'0" ; mixed panel 8'0" - 20'0"

## Carriage House Panel Spacing Option

### Carriage House Panel Sizes

Carriage House Options are available in:

Width: 8'0" through 20'0"

Height: 6'0", 6'3", 6'6", 6'9", 7'0", 7'3", 7'6", 7'9", 8'0", 8'3", 8'6", 8'9", 9'0", 9'3", 9'6", 9'9", 10'0"

### Standard vs. Carriage House Panels

Capture the look of a carriage house door with specially spaced embossments that replicate the traditional carriage house look of the past and provides additional space between embossments for handles. Available for both raised and grooved recessed panels.

Colonial Panels	Size & Spacing	Ranch Panels
	8' Standard	
	8' Carriage House	
	9' Standard	
	9' Carriage House	
	16' Standard	
	16' Carriage House	
	18' Standard	
	18' Carriage House	



## Mixed Panel Patterns\*

The mixed panel pattern combines ranch and colonial panels either in raised or recessed embossments, giving your new Aspen™ door a unique look with one of a kind curb appeal.

Pattern #	Design	Door Width	Approx. End Stile Width	Mutt Spacing
MP-1		8' 0"	3 <sup>5</sup> / <sub>8</sub> "	3.00"
		8' 6"	6 <sup>5</sup> / <sub>8</sub> "	
MP-1		8' 6 1/8"	4 <sup>7</sup> / <sub>8</sub> "	4.75"
		9' 11 7/8"	13 <sup>3</sup> / <sub>4</sub> "	
MP-2		10' 0"	4 <sup>1</sup> / <sub>8</sub> "	3.00"
		11' 11 7/8"	16 <sup>1</sup> / <sub>8</sub> "	
MP-3		12' 0"	4 <sup>3</sup> / <sub>4</sub> "	3.00"
		13' 11 7/8"	16 <sup>5</sup> / <sub>8</sub> "	
MP-4		12' 0"	4 <sup>3</sup> / <sub>4</sub> "	3.00"
		13' 11 7/8"	16 <sup>5</sup> / <sub>8</sub> "	
MP-5		12' 0"	4 <sup>3</sup> / <sub>4</sub> "	3.00"
		13' 11 7/8"	16 <sup>5</sup> / <sub>8</sub> "	
MP-10		14' 0"	5 <sup>1</sup> / <sub>4</sub> "	3.00"
		14' 11 7/8"	11 <sup>1</sup> / <sub>8</sub> "	
MP-11		14' 0"	5 <sup>1</sup> / <sub>4</sub> "	3.00"
		14' 11 7/8"	11 <sup>1</sup> / <sub>8</sub> "	
MP-10		15' 0"	7 <sup>3</sup> / <sub>4</sub> "	4.75"
		15' 11 7/8"	13 <sup>3</sup> / <sub>4</sub> "	
MP-11		15' 0"	7 <sup>3</sup> / <sub>4</sub> "	4.75"
		15' 11 7/8"	13 <sup>3</sup> / <sub>4</sub> "	
MP-14		16' 0"	5 <sup>3</sup> / <sub>4</sub> "	3.00"
		17' 7 7/8"	15 <sup>3</sup> / <sub>4</sub> "	
MP-15		16' 0"	5 <sup>3</sup> / <sub>4</sub> "	3.00"
		17' 7 7/8"	15 <sup>3</sup> / <sub>4</sub> "	
MP-6		16' 0"	5 <sup>3</sup> / <sub>4</sub> "	3.00"
		17' 7 7/8"	15 <sup>3</sup> / <sub>4</sub> "	
MP-7		16' 0"	5 <sup>3</sup> / <sub>4</sub> "	3.00"
		17' 7 7/8"	15 <sup>3</sup> / <sub>4</sub> "	
MP-8		16' 0"	5 <sup>3</sup> / <sub>4</sub> "	3.00"
		17' 7 7/8"	15 <sup>3</sup> / <sub>4</sub> "	
MP-9		16' 0"	5 <sup>3</sup> / <sub>4</sub> "	3.00"
		17' 7 7/8"	15 <sup>3</sup> / <sub>4</sub> "	
MP-12		17' 8"	4 <sup>1</sup> / <sub>4</sub> "	3.00"
		19' 9 7/8"	17 <sup>1</sup> / <sub>4</sub> "	
MP-13		17' 8"	4 <sup>1</sup> / <sub>4</sub> "	3.00"
		19' 9 7/8"	17 <sup>1</sup> / <sub>4</sub> "	
MP-16		19' 10"	5 <sup>3</sup> / <sub>4</sub> "	3.00"
		20' 0"	6 <sup>5</sup> / <sub>8</sub> "	

\*All mixed panel patterns available in recessed groove or raised panel style.

## Window Options



Clear Colonial



Clear Ranch




Sunburst 4



Arched Stockton Ranch



Obscure Colonial



Obscure Ranch



Sunburst 5

### Snap-In Inserts

#### Colonial



Sherwood



Sunburst Ranch



Prairie



Waterton Ranch



Cathedral



Cascade Ranch



Waterton



Stockbridge Ranch



Cascade



Arched Stockbridge Ranch



Stockton



Stockton Ranch



Sunburst 6



Sunburst 7




Sunburst 8



Sunburst 9



Sunray (4 panel)



Berkshire



Breckenridge

## Optional Window & Decorative Hardware

Raynor's many window and decorative hardware options add the finishing touches to your Aspen™ door. These small details customize the door to your home and increase curb appeal.

### Handles



Cast Lift Handle Fleur-de-Lis  
6131100



Cast Pull Handle Fleur-de-Lis  
6131117



Cast Lift Handle Spear  
6131115



Cast Pull Handle Spear  
6131116



Cast Pull Handle Colonial  
6131113



Stamped Lift Handle Spade  
6131101



Stamped Pull Handle Spade  
6131102



Low Profile Cast Bean Handles  
2/pack  
6130498



Low Profile Cast Handle Fleur-de-Lis  
2/pack  
6130499

### Straps



Stamped 16" Hinge Spade (2" High)  
6131105



Stamped 16" Hinge Narrow Spade (1 5/8" High)  
6131111



Cast 17" Bean Straps  
4/pack  
6130491



Cast 16" Hinge Colonial  
6131114



Stamped 24" Hinge Spade  
6131106



Cast 17" Fleur-de-Lis Straps  
4/pack  
6130492



Cast 16" Hinge Spear  
6131104



Cast 16" Hinge Assembly Spear  
6131103

### Misc



Screws  
10/pack  
6131125



Rivets  
6/pack  
6010512

## Operators Convenient and Reliable



Raynor's full line of residential operators offer a broad selection of performance, features and durability. All models offer the ultimate in safety and security features, are available in a variety of horsepower levels and drive systems, as well as wall mounted jackshaft operators and battery backup systems. MyQ™ technology enables you to securely monitor and control your garage door opener with your smart phone, tablet or computer. Additionally several of our Raynor branded openers now come standard with integrated WiFi.

Raynor's commercial ControlHoist™ operators, with solid-state logic board control, are available in a variety of motor and voltage combinations to meet any commercial or industrial application. Raynor's commercial FireHoist™ fire door operators are UL listed for use with Raynor FireCoil™ doors, as well as for retro-fit applications where existing fire doors require new operators.

For more information on Raynor openers, find the authorized Dealer nearest you at [www.raynor.com](http://www.raynor.com) or call 800-4-RAYNOR (472-9667).

## Follow Us

### Follow Raynor on social media.

Stay in the know with Raynor by following us on social media. Search for Raynor or go direct, below are the links. Want more information? Don't forget to visit our website, [www.raynor.com](http://www.raynor.com).



**Facebook**

<https://www.facebook.com/RaynorGarageDoors/>



**Twitter**

<https://twitter.com/raynorddoors>



**YouTube**

<http://www.youtube.com/raynorgaragedoors>



**Pinterest**

<http://www.pinterest.com/raynordoor>



**Houzz**

<http://www.houzz.com/pro/marketing8417/raynor-garage-doors>



P.O. Box 448, 1101 East River Rd.  
Dixon, IL 61021-0448  
1-800-4-RAYNOR (472-9667)

Exclusively Distributed by:

